
Competing for criminal money

Brigitte Unger*

Utrecht School of Economics
Janskerkhof 12
3512 BL Utrecht, The Netherlands
Fax: +31-(03)-253-7373
E-mail: B.Unger@econ.uu.nl
*Corresponding author

Gregory Rawlings

Department of Anthropology, Gender & Sociology
University of Otago
P.O. Box 56, Dunedin 9054, New Zealand
Fax: +64-(0)3-479-9095
E-mail: greg.rawlings@otago.ac.nz

Abstract: To compete for criminal money by means of high levels of bank secrecy has been a tempting strategy for countries to attract globally mobile funds. We show in a model that this ‘Seychelles strategy’ can increase national output, in particular, if a country takes first movement leadership in the competition game. If all countries try to do the same, there will be a race to the bottom and a supranational authority like the Financial Action Task Force (FATF) must intervene. However, there are also some intrinsic barriers to the Seychelles strategy. Among others, criminal capital might crowd out legal capital and money laundering might increase crime. Our findings suggest that countries have created niches for money laundering. Small countries can free ride for a while, but will eventually face external sanctions and internal crime problems.

Keywords: money laundering; tax competition; Cournot-Nash game; multiplier; blacklisting; criminal finance; offshore finance centres; tax havens; globalisation; transnational crime.

Reference to this paper should be made as follows: Unger, B. and Rawlings, G. (2008) ‘Competing for criminal money’, *Global Business and Economics Review*, Vol. 10, No. 3, pp.331–352.

Biographical notes: Brigitte Unger has studied Economics at the University of Vienna and did her Postgraduate studies at the Institute for Advanced Studies in Vienna, Austria. She worked as an Assistant and Associate Professor at the Vienna University of Economics and Business. She spent several research years at Harvard and Stanford University. Since 2002, she has been a Full Professor of Public Sector Economics at the Utrecht University School of Economics. Her fields of interest are taxation, money laundering, institutional economics, finance and macroeconomics.

Gregory Rawlings is a Lecturer of Social Anthropology at the Department of Anthropology, Gender and Sociology of the University of Otago, New Zealand. His PhD in Anthropology from the Research School of Pacific and Asian Studies at the Australian National University (ANU) explored the socioeconomic impacts of the Vanuatu tax haven on the indigenous land tenure, employment patterns and cultural practices in the South Pacific island nation-state of Vanuatu. He has held teaching and research positions in Anthropology and the Regulatory Institutions Network (RegNET) at the ANU and has been a Consultant to a number of international organisations and government departments, particularly Australia's overseas development agency, AusAID. He researches, writes and teaches on globalisation, transnationalism and citizenship and, more specifically, tax havens, money laundering, offshore finance and human rights.

1 Introduction

In 1994 the International Monetary Fund (IMF) valued offshore assets at US\$2.1 trillion, representing 20% of total global private wealth (Cassard, 1994, cited in Palan, 1999, p.23). By 1998 a British Parliamentary report estimated that this had increased to over US\$6 trillion (Edwards, 1998, p.4). This is reportedly still growing. In May 2007 the Organization for Economic Cooperation and Development (OECD) estimated that the total value of funds kept offshore in tax havens is worth US\$5 trillion to US\$7 trillion, or 6%–8% of the total stock of global wealth under funds management (Owens, 2007). Just as funds have grown so to has the number of Offshore Finance Centres (OFCs). There are some 67 jurisdictions around the world with OFC facilities (Errico and Musalem, 1999, p.11). This includes countries and territories with strict bank secrecy provisions and minimal taxes such as Bermuda, the Cayman Islands and Vanuatu through to industrialised democracies such as Australia, Luxembourg, Austria, the Netherlands, the USA and the UK. These countries have introduced preferential legal regimes to attract and compete for globally mobile capital, to in effect benefit from the 'hyper-mobility' of global finance (Agnes, 2000).

The rush to deregulate financial markets has made countries vulnerable to money laundering whereby criminal funds are converted into legitimate transactions. Until recently countries with strict bank secrecy laws and minimal reporting requirements have in a sense competed for criminal money. This has not necessarily been a deliberate or intentional strategy, but rather is a consequence of competition for commingled funds that have their origins in both lawful enterprise and unlawful gain. Criminals have been able to take advantage of preferential regimes accorded to them by bank secrecy through investing in bonds, securities and financial products such as life insurance plans and managed funds. Until the late 1990s many countries were oblivious to the risks posed by the infiltration of criminal money into their financial systems and in doing so effectively competed for criminal money. However, as a result of corporate collapses, banking scandals, heightened concern over terrorist financing and the risk posed to financial markets by money laundering, governments and multilateral organisations have moved against criminal money through tightening reporting requirements and regulations. In doing so authorities have had to determine where the line for policy competition stops; where it begins and ends, how it is demarcated through increased regulatory intervention

or prohibition in law. While governments may continue to compete for globally mobile capital, they seek to more actively distinguish this from criminal money, in domestic laws, bilateral treaties and multilateral agreements. This paper considers the changing nature of criminal money and its competition, the development of new techniques of criminal investment, government counter-measures and the relationship between legislation, enforcement and criminal activities. It argues that the commingling of funds that results when legitimate financial products are converted into criminal use remains a serious problem in regulating competition for globally mobile capital. Unless regulations are carefully developed and effectively enforced countries may continue to inadvertently compete for criminal money despite their best intentions.

1.1 Criminal money, an attractive new source of income

In times of increased internationalisation and globalisation, countries try hard to attract foreign capital. They compete for the location of foreign firms and capital with low taxes, with good infrastructure and high subsidies for firms, with low labour standards and declining welfare benefits in order to guarantee low wage side payments, with low ecological standards. They have to compete hard, since many other countries will do the same. The danger of the erosion of the welfare state, of social dumping and of ecological dumping has been raised by anti-globalisation scholars and campaigners. Countries are trapped in the dilemma to lower standards in order to attract international firms and capital, and at the same time where they are democracies, to win elections by electorates demanding higher standards.

One smart way out of this dilemma seems to be to compete for criminal money, at least at a first glance. A country does not have to lower environmental, labour, consumer protection standards or taxes if it introduces ring-fenced financial regimes that appeal to foreign criminals who are happy to place their money undiscovered in a safe and non-corrupt country. Money seems to flow into the country like manna from heaven.

In 1995 the government of the Seychelles, an island state of some 80 000 people in the Indian Ocean off the coast of Africa, passed the Economic Development Act (EDA). The aim of this act, according to its preamble was to "...provide for the granting of incentives and concessions to qualified individuals desirous of investing in the Seychelles for the purpose of ensuring a high level of sustainable economic growth in the Seychelles" (Republic of Seychelles, 1995). The act created a board that could give specified concessions and incentives to such investors. One of these incentives was complete immunity from prosecution in criminal proceedings and the protection of assets from forfeiture even if investments were earned as a result of crimes committed outside the Seychelles. An investor could deal in drugs or commit violent offences anywhere else in the world and then safely invest the proceeds in the Seychelles free from forfeiture or prosecution. All the individual had to do was invest a minimum of US\$10 million and the Seychelles government would grant immunity from prosecution. In doing so the Seychelles explicitly announced that it would openly compete for the proceeds of crime.

Other countries reacted with horror. The US Department of the Treasury issued an advisory to banks and financial institutions urging them to exercise strict caution in their financial dealings with the Seychelles. The Republic Bank of New York severed all financial dealings with the country and stopped all payments to/from the Seychelles. The US treasury noted that "...the law would apparently created a safe haven in the

Seychelles, for the proceeds of drug trafficking in other nations” (US Department of the Treasury, 1996). The Financial Action Taskforce (FATF), established by the Group of Seven industrialised nations (G7) in 1989 issued its first ever public condemnation of an individual country, paving the way for its latter strategy of blacklisting countries considered to be tolerant of money laundering. The FATF’s President, at the time US Treasury Under Secretary for Enforcement, Ronald Noble, announced that:

“The clear design of the Seychelles law is to attract capital by permitting international criminal enterprises to shelter both themselves and their illicitly gained wealth from pursuit by legal authorities... Drug traffickers and other criminals can enjoy the spoils of their illegal activities secure in the knowledge that the Seychelles authorities will protect them. This poses a grave threat to combat money laundering and maintain the integrity of the world’s financial system.” (Noble, cited by the US Department of the Treasury, 1996)

No country in the world has been as bold as the Seychelles, to openly announce to global money markets that it recognised capital as absolutely ‘neutral’ regardless of its possible criminal origins. Indeed it openly solicited such funds. The opposition to the EDA was so strong that the investment board was never convened and never considered an application from an investor with US\$10 million or more. In 1996 it also introduced an Anti Money Laundering Act and in 1997 the Mutual Assistance in Criminal Matters Act. In August 2000 the Seychelles government finally repealed the EDA and escaped listing by the FATF as a Non-Cooperative Country and (or) Territory (NCCT).

There may not have been any other country to so openly compete for criminal money to the extent of providing an entire suite of legal incentives to launder funds, but such investments do not need such formal provisions and the approval of a statutory body. While the USA may have been so aghast at the openness of the Seychelles proposal, at the same time, it had become a magnet for the inward investment of funds based on crimes committed outside its borders. It did not display an ‘open for business’ welcome sign on a par of with Seychelles EDA, but nor did it reject such investment. Raymond Baker, a US money-laundering expert reported that:

“When it comes to large deposits from overseas, far too often American banks assume a ‘don’t ask, don’t tell philosophy’...In fact, the treasury Department estimates that 99.9 percent of the criminal money presented for deposit in the United States is accepted into secure accounts. It’s a sad fact, but American banks under, the umbrella of conflicting American laws and policies, will accept money from overseas even if they suspect that it has been illegally obtained.” (Baker, cited in Napoleoni, 2005, pp.203–204)

Laundered money does not only require the services of countries like the Seychelles. It is attracted to major industrialised economies such as the USA, UK, the Netherlands and Australia. The Seychelles was one extreme example of a pattern of countries seeking to attract globally mobile capital. Small island states and sovereign enclaves with open capital markets, strict bank secrecy provisions, a lack of transparency and anonymous bank accounts are the most likely candidates to arouse suspicion in cases of money laundering. In 1998 the OECD, while concentrating on the opportunities small states and territories offered for tax avoidance, also noted that their financial systems, particularly bank secrecy, also presented risks as conduits for laundered funds. In 2000, it identified 35 of these tax havens (see Figure 1). These small, and in many cases, poor countries were obvious targets. The entities incorporated in these jurisdictions or the volume of funds under management was completely disproportionate. For example, the South

Pacific island of Niue, which had established an Offshore Finance Centres (OFCs) in 1994 and given management rights to the Panamanian law firm Mossack Fonseca, had by 2004, 9220 International Business Corporations (IBCs), almost four times the number the total population of the island (US Department of State, 2003; van Fossen, 2003). In 1998 a British investigation into financial regulation in the Channel Islands found that there were 15 000 company directors on the island of Sark, the world smallest self-governing jurisdiction. These directors sat on the boards of companies incorporated in the UK, Ireland, Panama and the Isle of Man, but seemed to have very little idea of what 'their' companies actually did. One islander alone was the director of 3000 such companies. Yet while Sark has 15 000 company directors, the island only has a population of 575 (Edwards, 1998, p.88). US corporations have deposited some US\$800 billion in the Cayman Islands, equivalent to 20 percent of the total value of all bank deposits in the USA or US\$20 million per Caymanian resident (Sikka, 2003, p.367). It was also equivalent to the entire US dollar foreign reserves held by the Peoples Republic of China (PRC). Unlike the PRC however, the Cayman Islands measures only 262 square kilometres (a tenth the size of Luxembourg) with a population of 44 270 persons (CIA, 2005).

In its 2004 assessment of official financial services, the US Department of State listed 58 OFC countries and territories. Of these almost half, 24 jurisdictions, were still issuing bearer shares. These have been identified as a prime instrument of money laundering concern, as it allows owners of shares to conduct business anonymously. Beneficial owners do not have to be identified. While many of the countries that continue to issue bearer shares also appeared on the OECDs initial list, there were others that were identified that have not been listed by the OECD including Uruguay, Hungary, Luxembourg and Switzerland.

In 2001 a French parliamentary report identified The City of London as a key centre for money laundering and terrorist financing. Its author, member of the French Parliament, Arnaud Montebourg, reported that:

“...to understand the length of time that the City of London has been used, the way it has been infiltrated, and above all the lack of reaction on the part of the British regulatory authorities...[London is] not only a tax, banking and financial haven, but also, unfortunately, a judicial haven in many respects.”
(Montebourg, cited in Inciyan *et al.*, 2001, p.29)

The point here is that it is not just small OFC states (such as those identified by the FATF) that implicitly compete for criminal funds and make themselves vulnerable to money laundering, but also major industrialised OECD economies. Such competition is not necessarily deliberate or even intentional. It is a rather a consequence of financial deregulation that has tended, in the words of Masciandaro (2004, p.4) to view capital as 'neutral'. In privileging the 'neutrality' of capital over the political economy of its origins and circulations, the criminal dimensions have been obscured. In welcoming fluid and porous capital in investment form, a number of countries have, even if inadvertently, competed for crime and criminal money. Those that offer bank secrecy, anonymous accounts and poor transparency are in effect engaged in a 'race to the bottom' for criminal funds whereby money is laundered through their financial systems. In examining these competitive tendencies it is necessarily to not only examine countries that have policies of confidentiality and secrecy but all countries that have policies aimed at

actively attracting globally mobile capital into their markets. These countries are listed on Table 1. The basis of this listing is the International Monetary Fund's (IMF's) 1999 report on countries and territories that seek to attract globally mobile capital by hosting an offshore financial centre that may or may not be partitioned from the domestic economy. Countries that have been listed by the FATF as NCCTs in four of its reports issued since 2000, along with the OECDs listing of tax havens are also included at Table 1.

Since the FATF's¹ formation in 1989 there has been a steady move against money laundering globally. This increased in the late 1990s and accelerated since the terrorist attacks of September 11, 2001.

1.2 The Seychelles strategy

At first glance, competing for criminal money the way the Seychelles did, seems a quite attractive and relatively harmless (to the country soliciting funds) source of income. We will call the strategy of a country to deliberately attract criminal money the Seychelles strategy in the following analysis. Banks, lawyers, notary publics and real estate agents all profit from the act of money laundering. Money laundering can take place by putting illegal money on official bank accounts, by buying financial assets, by creating trust companies through which dubious import and export businesses can run in real terms or only on fraudulent papers, or by buying overpriced real estate. What is being laundered, can, therefore, be money, a financial asset or a real investment. Money laundering can, thus, involve money, financial or real capital.

In order to distinguish the different asset forms that money laundering can take, one can differentiate three phases of money laundering. In the first phase of money laundering, the proceeds from crime such as selling drugs are deposited at a bank, and laundered money is still money in economic terms. In the second phase, the proceeds get pumped around the world and can take all forms of financial assets. In the third phase, the proceeds are permanently parked in the form of real or substantive assets, such as real estate or productive businesses (see Unger, 2007b, Chap. 3).

Positive effects can be expected from the pure fact that more money circulates in the country, making it easier and more cheaply available, providing easier loans for businesses and consumers, more transaction money, all these resulting in a positive stimulus for investment and consumption. Higher investment and consumption will lead to more employment and higher growth rates. Overall, national politicians can expect positive macroeconomic effects such as low unemployment and high growth without having to implement unpopular policies such as raising taxes or cutting public expenditure. Positive effects can also be expected from additional financial or real investments.

Competing for criminal money, by taking the money, stemming from criminal activities in other countries and using the money for legal business in the recipient country looks like a national election winner. The drug problem stays in Morocco, the money from it goes to the Netherlands where it is nicely laundered and may become financial assets or is reinvested in real estate or real business.

Figure 1 Tax havens identified by the OECD – June 2000. Map © Rawlings (2007)

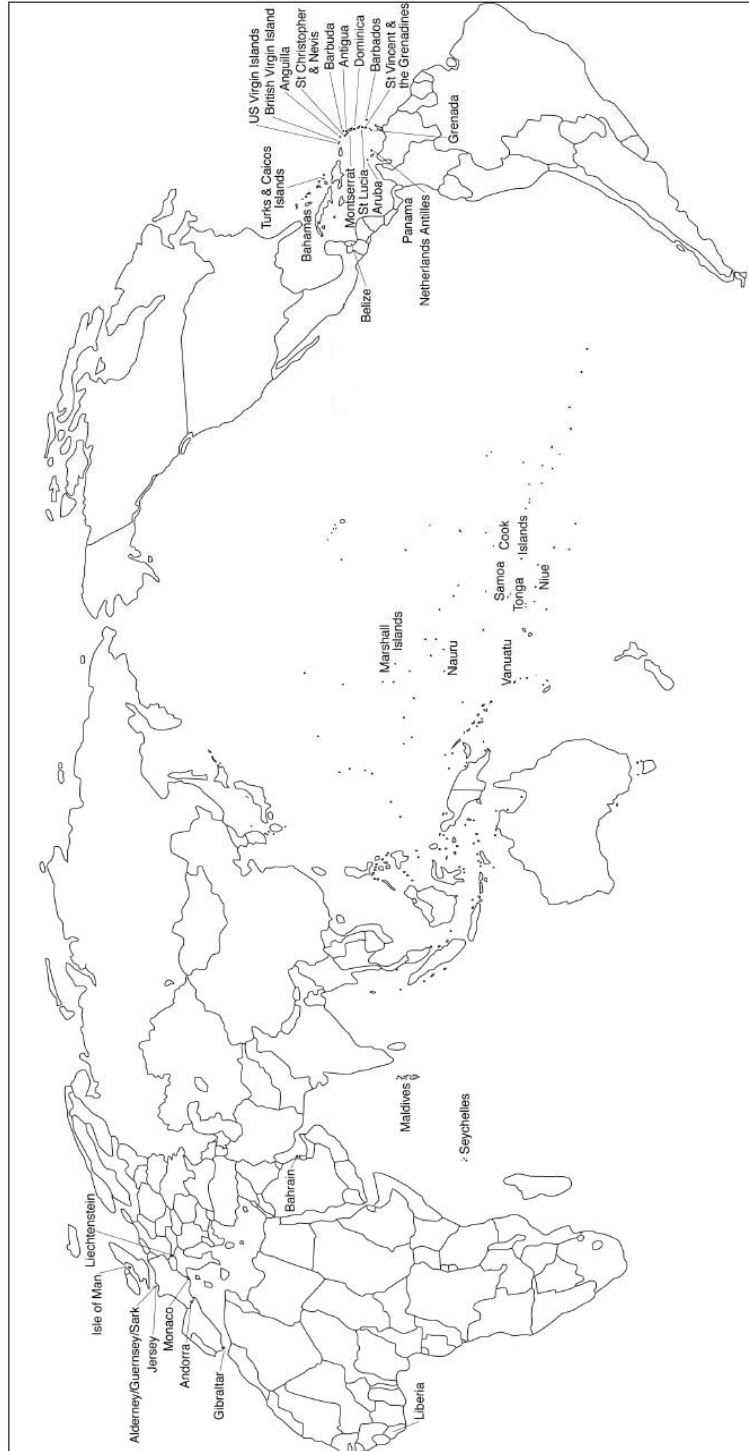


Table 1 Money laundering and tax haven listings

<i>Country</i>	<i>IMF List 1999</i>	<i>OECD Tax Havens 2000</i>	<i>FATF NCCTs 2000</i>	<i>FATF NCCTs 2001</i>	<i>FATF NCCTs 2002</i>	<i>FATF NCCTs 2005</i>	<i>FATF NCCTs 2006</i>	<i>FATF NCCTs 2007</i>
<i>Africa</i>								
Djibouti	x							
Liberia	x	x						
Egypt				x	x			
Maldives		x						
Mauritius	x							
Nigeria	x			x	x	x	x	
Seychelles	x	x						
Tangier	x							
<i>Asia and Pacific</i>								
Australia	x							
Cook Islands	x	x	x	x	x			
Federal States of Micronesia	x	x						
Guam	x							
Hong Kong	x							
Indonesia				x	x			
Japan	x							
Macau	x							
Malaysia	x							
Myanmar (Burma)				x	x	x	x	
Marianas	x							
Marshall Islands	x	x	x	x				
Nauru	x	x	x	x	x	x	x	
Niue	x	x	x	x				
Philippines	x		x	x	x			
Samoa	x	x						
Singapore	x							
Thailand	x							
Vanuatu	x	x						

Table 1 Money laundering and tax listings (continued)

<i>Country</i>	<i>IMF List 1999</i>	<i>OECD Tax Havens 2000</i>	<i>FATF NCCTs 2000</i>	<i>FATF NCCTs 2001</i>	<i>FATF NCCTs 2002</i>	<i>FATF NCCTs 2005</i>	<i>FATF NCCTs 2006</i>	<i>FATF NCCTs 2007</i>
<i>Europe</i>								
Austria	x							
Andorra	x	x						
Campione	x							
Cyprus	x	x						
Gibraltar	x	x						
Guernsey/Sark/Alderney	x	x						
Hungary	x			x				
Ireland	x							
Isle of Man	x	x						
Jersey	x	x						
Liechtenstein	x	x	x					
Luxembourg	x	x						
Malta	x							
Madeira	x							
Monaco	x	x						
The Netherlands	x							
Russia	x		x	x				
Switzerland	x							
Ukraine				x	x			
UK	x							
<i>Middle East</i>								
Bahrain	x	x						
Dubai	x							
Israel	x		x	x				
Kuwait	x							
Lebanon	x		x	x				
Oman	x							

Table 1 Money laundering and tax listings (continued)

<i>Country</i>	<i>IMF List 1999</i>	<i>OECD Tax Havens 2000</i>	<i>FATF NCCTs 2000</i>	<i>FATF NCCTs 2001</i>	<i>FATF NCCTs 2002</i>	<i>FATF NCCTs 2005</i>	<i>FATF NCCTs 2006</i>	<i>FATF NCCTs 2007</i>
<i>Americas</i>								
Antigua & Barbuda	x	x						
Anguilla	x	x						
Aruba	x	x						
Bahamas	x	x	x					
Barbados	x	x						
Belize	x	x						
Bermuda	x							
British Virgin Islands	x	x						
Cayman Islands	x		x					
Costa Rica	x							
Dominica	x	x	x	x				
Grenada	x	x		x	x			
Guatemala				x				
Montserrat	x	x						
Netherlands Antilles	x	x						
St. Kitts and Nevis	x	x	x	x				
St. Lucia	x	x						
Panama	x	x	x					
Puerto Rico	x							
St. Vincent & the Grenadines	x	x	x	x	x			
Turks & Caicos Islands	x	x						
USA	x							
Uruguay	x							

In the following, we want to point at the dangers of such a Seychelles strategy. There are two obstacles, one from outside the country and one from within, that make the manna from heaven taste less sweet. First, other countries might get the same idea and try to compete for criminal money as well. The advantage of competing for criminal money would gradually disappear (Section 2). Second, criminal money might eventually attract crime. Second, criminal money might eventually attract crime and stop countries from free-riding on other countries' crime. If criminals follow the money the costs of

crime can be higher than the benefits from criminal money. Whole sectors can get absorbed by laundering activities and real legal business can get crowded out by illegal business. The social costs of drug addiction can increase. Criminals can undermine politics and democracy (see Unger (2007b, Chap. 6 and 7) for short and long term effects of money laundering).

2 The Seychelles strategy if other countries also compete for criminal money

Given the welfare gains a country benefits from when attracting additional criminal capital inflows from investors who are willing to pay more than the market rate and who are willing to pay additional taxes if they do not get caught, other countries might be inspired to follow suit. If country A (*e.g.*, the Seychelles) has low bank secrecy clauses, accepts bribery of financial employees, airport controllers, notary public, lawyers and real estate agents, country B might get the same idea and also increase bank secrecy clauses, be more tolerant towards unclear transactions and be less strict in controlling suspicious transactions.

Would it, under these circumstances, still pay for country A and B to compete for criminal money? Will there be a race to the bottom of financial regulations in order to attract criminal money?

2.1 A monopoly on criminal money

To begin with, assume that country A has the monopoly over criminal money. All the world's criminal money is laundered and invested in country A. The market share for criminal money of country A is hence 100%. If we assume that criminals have a linear demand function for money laundering depending on the 'price' for laundering, which is the net sum of the cost of laundering (the probability of being caught and getting the money confiscated or having to pay a fine or going into jail minus the interest rate received). Assume further that country A has the monopoly for supplying laundering possibilities. It is the 'price setter' by determining the net price of money laundering, (the costs of money laundering for criminals minus the interest rate paid to them).

Let P be the net price for laundering and X be the amount of laundering. Furthermore, assume that the country has some costs c when producing money laundering opportunities. For example, these can include financial expertise necessary to instruct criminals, costs of making complicated laundering constructions and contracts.

The following model is an adaptation of Sinn's (2003, Chap. 8) model on competition of competition rules to money laundering.

The demand for laundering services by criminals is a linear function of the form:

$$P(ML) = b(K - ML) + c \quad \text{where } b, K, c > 0. \quad (1)$$

The slope of this demand function is $-b$, K is the amount of laundering services offered under perfect competition, ML is the amount of laundering services actually supplied and c are the marginal costs of supplying laundering facilities. In this form of writing, one can see the price as the marginal costs c the monopolist faces plus a mark up $K - ML$

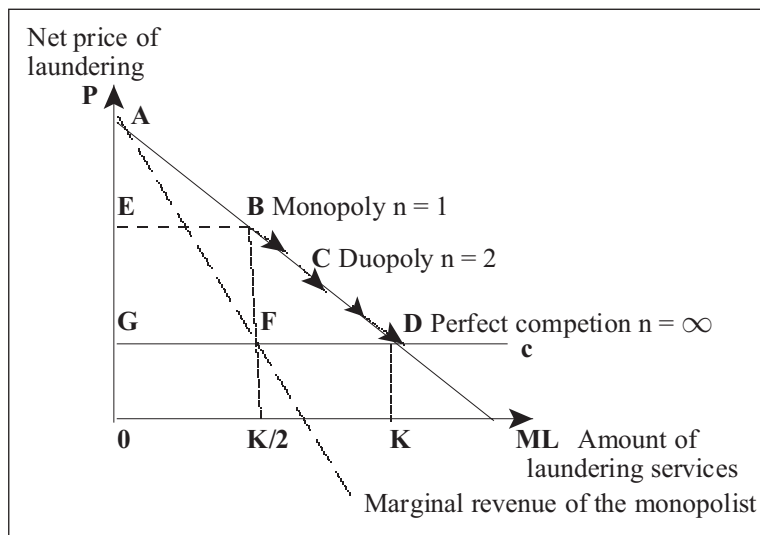
depending on the degree of market concentration. (Under perfect competition $K = ML$ and there would be no mark up. We will see that under monopolistic competition $K/2 = ML$; only half of the quantity sold under perfect competition is being supplied.)

The country will behave like a monopolist and try to maximise its profit from laundering. It does so by setting the marginal return of laundering services equal to the marginal costs of providing this service:

$$\begin{aligned} \max \text{Profit} &= P(ML) \cdot ML - C(ML) \text{ under the demand constraint} \\ P(ML) &= b(K - ML) + c \text{ and } P'(X) = -b \\ \frac{d\text{Profit}}{dML} &= P'(ML) \cdot ML + P(ML) - c = 0 \quad P'(ML) < 0. \end{aligned} \tag{2}$$

For simplicity we assume the marginal costs c to be constant. $dC/dML = c$, hence a horizontal line in Figure 2.

Figure 2 Countries competing for criminal money in a Cournot-Nash-follower setting



The marginal return of laundering depends on the (falling) linear demand function and decreases the more quantity (services) is supplied. This is due to the fact that the monopolist can set the price, but can only increase his return by selling additional output at a lower price than before. Since he/she has to lower the price also for the previous units of output his/her additional (marginal) return of the last output unit is lowered by the loss of returns for the previous units of output.

The monopolistic country charges a higher price than under perfect competition, offers less laundering services and has a higher profit from money laundering. The fact of higher prices, less quantity and unjustified profits is why economists are usually against monopolies because with regular legal production this means a welfare loss (at least according to the predominant *neo-liberal* neoclassical point of view). But in the case of money laundering it might be wishful that less opportunities and services of money laundering are created and that it is expensive for launderers to continue their criminal activities.

2.2 Competition for criminal money following a Cournot-Nash strategy

Would competition among countries for criminal money increase the laundering opportunities for criminals? And would it still pay for country A to supply laundering facilities?

Assume that there are n countries trying to do exactly the same as country A. If all countries assume the quantity that the other country supplies as being given they are said to behave like Cournot-Nash followers. If all countries have the same costs of providing laundering facilities and get symmetric shares of the world money laundering one can write this the following way:

$$X = \sum_{i=1}^n x_i = nx_i \quad i = 1 \dots n \text{ countries.}$$

Profit maximising for each individual country (Equation 2) then becomes:

$$P(ML) + P'(ML) \cdot 1/n = c. \quad (3)$$

Filling in the linear demand function of Equation (1) into Equation (3) and rearranging one gets at the Amoroso-Robinson expression for Cournot oligopolies:

$$ML = [1/(1/n) + 1] \cdot K \quad (\text{Cournot solution}). \quad (4)$$

The Amoroso Robinson formula allows to see the quantity sold as a function of the market share $1/n$ a country has. If there is only one country ($n = 1$, a monopolist) it will supply only half of the competitive quantity K . If there are two countries ($n = 2$) they will supply two thirds of K . If there are indefinitely many countries (perfect competition among countries, $n = \infty$, $1/n$ approaches zero) they will supply K , the perfect competition output.

As can be seen from Figure 2, where the net price of money laundering for criminals is on the y-axis and the amount of money laundering services on the x-axis, the more countries compete, the lower the price for criminals to launder their money and the more money will be laundered. The extra profit from free riding on other countries' crime that country A originally made ($n = 1$, monopolistic situation) declines when a second country joins, and gets zero under perfect competition. But it still pays for country A to compete. It gets a smaller market share of criminal money but the overall quantity of criminal money has increased from $K/2$ to K when a very large number of countries participate.

2.3 Country A neglects anti-money laundering agreements (is a Stackelberg leader)

What about country A not taking the money laundering facilities other countries offer as being given as the Seychelles did, for example? What if a country takes an active step of neglecting anti-money laundering directives while all the other countries do follow anti-money laundering policies and behave like Cournot-Nash followers. Country A is then a Stackelberg leader as the Seychelles were, and confronts the other Cournot-Nash follower countries with the fait accompli of low bank secrecy and other attractive facilities for launderers.

In this case the total amount of money laundering facilities supplied by all countries is:

$$ML = ML_R + ML_A \quad (5)$$

where:

R = rest of the world

A = country A

$$ML_R = \sum mli \text{ ml..money laundering in each of the } i = n - 1 \text{ countries} \quad (6)$$

$$ML_A = mln \text{ n'th country money laundering.}$$

There are $n - 1$ countries in the rest of the world and Country A. Using the linear mark up demand function of Equation (1) and remembering the Cournot oligopoly profit condition (2), all countries in the rest of the world will behave like a Cournot-Nash follower and determine their supply of money laundering facilities according to:

$$mli = K - ML \quad i = 1, \dots, n - 1. \quad (7)$$

This means that each country produces a supply of money laundering facilities which is just equal to the difference between the competitive quantity K and the quantity produced by all other countries, including country A and itself. There is still some room for manoeuvre for each of the rest of the world countries. They can still vary their supply within a certain range up to the competitive quantity K . In principle each country faces the same decision problem as did the monopolist before. It will, therefore, maximise its profit by choosing half of this range for its supply. So will all the other countries from the rest of the world as well.

Remembering Equation (6) and summing up Equation (7) for all countries of the rest of the world, $i = 1 \dots n - 1$ gives the total supply of money laundering services of the rest of the world:

$$ML_R = [1/(1/(n - 1)) + 1].(K - ML_A). \quad (8)$$

Country A determines the quantity ML_A , the rest of the world consisting of Cournot-Nash followers, covers a fixed share of the left over range. This fixed share depends on the number of countries $n - 1$.

The Stackelberg leader country A knows this calculations and takes them into account when determining its own supply. It maximises its profit:

$$P(ML) ML_A - c ML_A \quad (9)$$

subject to Equations (5) and (7).

Filling in the linear demand function (1) into the profit condition (9) gives:

$$\max ML_A b(K - ML_A).1/(n).$$

The optimal solution from this is that:

$$ML_A = K/2. \quad (10)$$

As in the Cournot-Nash case, country A will choose half of the competitive amount of money laundering for its supply. The rest of the world will take this quantity as granted and will supply (see Equation 8):

$$ML_R = 1/((1/(n - 1)) + 1).K/2.$$

The total quantity of money laundering supplied is:

$$ML = ML_R + ML_A = [1 + 2(n - 1)/n].K/2 \quad (\text{Stackelberg solution}). \quad (11)$$

If one compares output of the Cournot solution (4) with the Stackelberg solution (11) one can see that country A's quantity of money laundering facilities sold is always larger under the Stackelberg solution than under the Cournot solution (for $n = 2$ it is $9/12$ as opposed to $8/12$ under Cournot, for $n = 3$ it is $10/12$ instead of $9/12$, *etc.*).

It will therefore pay for country A to engage in competing for criminal money and to take the leadership in doing so.

2.4 Other countries also try to become a Stackelberg leader

But what, if the other countries try also to become a Stackelberg-leader, and want to get the largest market share? As Sinn (2003, Ch. 2) shows in a recursive game – though not for money laundering but for deregulation – there will be an incentive for the second country also to loosen its Anti Money Laundering (AML) policies. The third country will also follow. Only for the very last country there is no more gain from engaging in the money laundering race. It, therefore, pays for a country to be the first to embrace bank secrecy and to engage in competing for criminal money.

There can, thus, be a race to the bottom with regard to competing for criminal money. But there are two objections to be made. First, the above models are economic models and assume that countries make a deliberate choice whether to engage in letting money laundering activities happen or not. Empirically one sometimes gets the impression that some countries are surprised about attracting criminal money and have not made a deliberate choice. As Masciandaro (2004) pointed out, some countries tried to establish big functioning financial markets, who attracted all kinds of capital, among others also criminal funds. They then started fighting money laundering in order to keep up their reputation as solid financial centres. This would speak against the profit maximising behaviour of countries with regard to money laundering.

On the other hand, there are also some countries, who deliberately try to free ride on others and who seem to take such a Stackelberg position quite consciously. Tax havens, offshore centres, seem to fit the model quite well.

The model only showed potential gains from money laundering, without including the potential dangers and costs of it. For example, criminal money can lead to speculation in some sectors and lead to high volatility, particularly in real estate prices. It can undermine politics and lead to corruption and bribery. For an overview of over 25 potential effects that money laundering can have see Unger *et al.* (2005). Money laundering can have its price. Two important cost factors are that criminal money can be put into activities, which crowd out legal business and that criminal money can eventually attract crime.

3 Danger of the Seychelles strategy if criminal money attracts crime

The biggest danger of tolerating money laundering activities is that eventually criminal money might attract crime. If criminals come to know the country where they can comfortably launder, they might eventually also set up their criminal businesses there. Money launderers might pick out specific sectors, such as real estate, and buy for example plants, or other company objects at high prices. This would crowd out private business who cannot afford these high prices. Some sectors are specifically vulnerable to criminal money. The less transparent the market, the more it attracts those who want to

hide something. Sectors that are potentially vulnerable are real estate, restaurants, transactional sex work and sectors with a lot of cash payments such as the motor vehicle industry (especially for second-hand or used cars) (see Kleemans, 2005). If illegal business crowds out legal business, the potential efficiency gains from extra capital and money from illegal activities from abroad might vanish quickly.

Countries that have little regulations against money laundering are in principle free riding on those countries, which suffer from high crime. They accept the returns from crime as investments, but this goes either at the cost of other countries, or – and this seems more likely – will backfire eventually.

Once crime is settled, the economic, social and political consequences can reach from the control of entire economic sectors, to corruption and bribery to the undermining of politics through criminal organisations (state capture). As Kleemans (2005) pointed out for the Netherlands, the criminal consequences of money laundering are not necessarily the establishment of a hierarchic criminal organisation, such as the Italian mafia, but the emergence of flexible network organisations that emerge through a ‘snow ball effect’ between different groups. Both forms of organised crime will eventually undermine and erode social and political values and norms.

A modified model of Masciandaro (1999) by Unger (2007c) for a closed economy calculates the relation between money laundering and crime by means of a crime multiplier. Criminal Proceeds ACI depend on the amount of crime and on the average price of crime. A fixed proportion y of this illegal money has to be laundered, since even criminal activities need some legal money. A part c of the criminal money gets lost in the verge of the money laundering process. These costs c include both legal regulations (which increase c for the launderer) and costs for the individual criminal who tries to bribe somebody, has to buy a false passport, has to find somebody to bring the money over the border and loses some money while whitewashing it in the casino. The laundered money can be reinvested in either legal or illegal activities. A fixed share q of it goes back into the illegal sector and bears an interest of r_i , a share $(1 - q)$ gets reinvested in the legal sector and has an interest rate r_l .

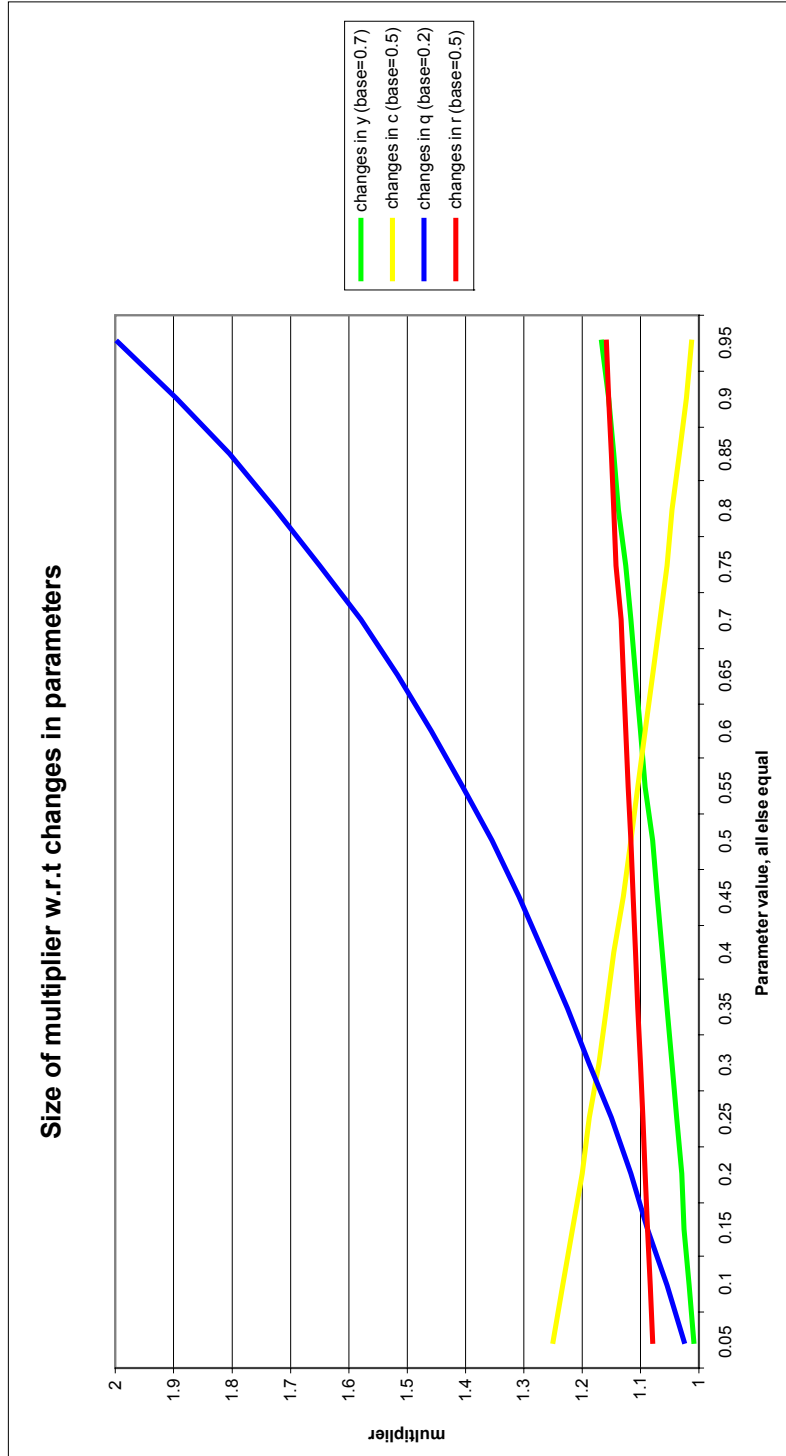
$$\text{Total amount of money laundered} = y / (1 - (q(1 - c)(1 + r_i)) \text{ ACI}$$

Multiplier times original proceeds of crime.

Under realistic assumptions (*e.g.*, the variables lie around $y = 0.7$, $q = 0.2$, $c = 0.5$, $r_i = 0.5$), this crime multiplier lies between 1.2 and 1.5 indicating that money laundering leads to increased investments partly in illegal business, which increases the further need for laundering. This also means that, since investment in illegal business increases, crime increases (see Unger (2007c) for estimates and description of the model).

The following graphs display the multiplier for different assumptions of the above mentioned variables. Read the graphs as follows: along one line (for example changes in q , top line in the graph) one can read how big the multiplier is if q changes, as long as the other three variables stay at their level (in the first graph $y = 0.7$, $c = 0.5$ and $r_i = 0.5$). If $q = 0.2$, the multiplier is about 1.3. If $(-)$ given the three other variables do not change $-q$ increases to 0.95, the multiplier is 3. If $q = 0.4$, the multiplier is 1.4. Along the blue line the change of the multiplier can be seen for all values of q . In the same way one can look at the downwards sloping yellow line for c , the share of money lost with laundering. If the other three variables stay at $y = 0.7$, $r_i = 0.5$ and $q = 0.2$ the multiplier is 1.4 if only 5% of money is lost for laundering, it is 1.3 if 50% is lost and it is 1 if 95% of money is lost through laundering. In the same way variations of y and of r_i can be analysed.

Figure 3 The crime multiplier with an interest rate of 50% (see online version for colours)



This means that criminal money will attract more crime because its financial returns will partly be reinvested in additional criminal activities.

The Masciandaro (1999) model is a closed economy model. Money that is being laundered will be reinvested in the closed economy. In an open economy, as long as the reinvestment in illegal activities happens abroad, the country which accepts money laundering will not suffer. This gave the incentive for the beggar thy neighbour policy outlined in Section 2. But, it seems more likely, that opportunities to launder will eventually also attract the criminals. If laundering implies more and more illegal investments, worldwide crime will increase. Illegal activities eventually will hit also those countries who could take a short term advantage from the beggar thy neighbour policy.

4 Conclusion

Globalisation necessitates a compression of time and space, whereby competition is increased and accelerated. Countries now compete actively with each other for highly mobile capital that roams the globe in search of investment opportunities. Resource poor and isolated countries with small economies (mostly islands or isolated enclaves) are at a comparative disadvantage when competing for capital. Tax competition means that countries are unable to earn sufficient incomes through their own tax systems. Consequently they either overburden labour by abolishing taxes on mobile factors altogether and/or turn to capital from all available sources, including criminal funds. In a sense these countries disregard the criminal origins of globally mobile funds, and become key conduits for money laundering through welcoming criminal capital to their shores. In order to compensate for lost legal income, they turn to illegal capital. The OECD has calculated that the amount of money that flowed from G7 countries into Caribbean and Pacific Island states increased five fold between 1985 and 1995 to more than US\$200 billion per annum, far exceeding total outward bound Foreign Direct Investment (FDI) in these two regions that account for less than 1% of the world's population (OECD, 1998, p.17). This has not been directed in conventional investment purposes, but rather commingled with money laundering and tax evasion.

Between 1984 and 2004 more than 25 countries created novel financial products or instruments and introduced strict bank secrecy regimes that was advantageous to all forms of capital – both legal and criminal. For example in 1984 the British Virgin Islands (BVI) pioneered a specific kind of shelf company, or Special Purpose Entity, called the International Business Company (IBC) or BVI IBC (Maurer, 1995). With minimal reporting or shareholding requirements, the BVI IBC could be used by almost anyone to conduct completely anonymous business transactions almost anywhere in the world. There are now more than 500 000 BVI IBCs in the world today. Other countries followed suit and started to do the same creating their own brand of IBC, and within ten years dozens of countries were competing between themselves as to who could offer the most attractive corporate vehicle. The competition was so intense that other countries started to do the same, and eventually even larger industrialised OECD countries started to create 'islands' of relaxed regulation within their own jurisdictions to attract globally mobile capital, regardless of its origins. For example London and New York were separated off from the mainstream British and US economies where investors were offered anonymous investment opportunities in the bond and stock markets. Portugal created an offshore

centre on its Atlantic island of Madeira, Ireland established an International Banking Facility in Dublin and Australia an Offshore Banking Unit centred in Sydney. These centres shared one aspect in common: they partitioned regulatory standards between domestic resident capital and non-resident international capital where another set of rules applied.

This has led to a 'race to the bottom' in competition for capital, where countries with the most relaxed regulations and strictest of bank secrecy laws have in effect competed for criminal money. Between the mid-1980s and 2005 countries which have most actively competed for capital have been shocked by controversies and scandals involving criminal investment. This has included drug trafficking and money laundering through the Turks and Caicos Islands which led to the arrest of that territory's Chief Minister in 1987, the failure of the Bank of Credit and Commerce International (BCCI) in the early 1990s (an institution implicated in money laundering that also made extensive use of Luxembourg and the Cayman Islands) and the collapse of Enron which had hidden losses in over 500 Special Purpose Entities (SPEs) in the Cayman Islands. Countries which were some of the first to compete for capital regardless of its origins had efficiency gains and are now some of the world's richest: Cayman Islands, Switzerland, Bermuda, Liechtenstein and Luxembourg. In fact the Cayman Islands has been transformed from a relatively poor archipelago of turtle fishermen in the 1960s, to one of the wealthiest jurisdictions in the world, that is the fifth largest centre of international banking (Caulfield, 1978; Roberts, 1995). These countries are now in the best position to strengthen their laws and regulatory systems in a way that discourages criminal money because of their ability to attract all forms of capital investment.

Hence an initial policy of attracting capital regardless of its origins benefits most countries, except for the last who enter the game (see Rawlings (2007) for an overview of the collapse of the offshore sectors of countries of have entered the game late) as was demonstrated in the Stackelberg version of our model. Few have been as bold as the Seychelles, but even its leadership in setting a new benchmark for openly soliciting criminal funds and offering a legal avenue for money laundering provided countries with an idea as to how far the limits to competition for capital could be pushed. As there is more competition for what is in a sense criminal money, through a combination of relaxed regulatory standards, minimal due diligence procedures, an absent Know Your Customer (KYC) regime and strict bank secrecy laws, the resulting race to the bottom has brought supranational intervention to the fore. By the end of the 1990s and especially with the terrorist attacks of 2001, the myth of capital neutrality was finally exposed. It was shown that not all countries were competing for clean capital; many were actively competing for capital, wherever they could find it, including in the hands of criminals, terrorists, drug lords, fraudsters and professional money launderers. It was at this point that key supranational organisations intervened to stop this problem, to regulate further competition.

This has included the FATF and the IMF. In a sense both these organisations promote policies that allow countries to develop specialised niches where criminal activity can be identified and regulated against. The IMF has recognised that OFCs such as Cayman Islands, Bermuda and Luxembourg can play an important role in world finances by attracting globally mobile capital to a neutral trading environment. However, when used for money laundering and criminal activity they can also pose a risk to financial market stability. New regulatory measures are about managing and containing this risk

while enabling these countries to compete for lawful capital. In the late 1990s policy competition for capital and the deregulation of financial markets with minimal regulatory oversight had resulted in a situation whereby almost all countries (at least those with open capital markets) were competing, to various degrees, for criminal money, with isolated and resource poor islands, such as the Seychelles at the far end of this competitive spectrum. By the beginning of the 21st century it was realised that the costs of this competition far outweighed the benefits, at least globally. The small countries that continued to disregard these costs, were in a sense free riding on the crimes of others, hence listings and sanctions against them by the FATF. Larger countries that were also conducive to money laundering and were active in competition for criminal capital – Russia, Nigeria, Guatemala and the Philippines amongst others – also experienced a surge in crime. In these larger countries money laundering and criminal activity combined in an overall increase in crime. This provided added evidence of links between criminal capital and criminal activity – funds alone were not always outsourced via the ‘Seychelles route’, containing crimes against person and property in source countries. They can go together. It has demonstrated that there are very real material costs – in terms of escalating criminal activity – if larger countries tolerate and compete for criminal capital.

It may well explain why in 2006 there were only three countries left in the world who, due to deficiencies in their laws and desperate search for capital continue to welcome investment from what ever its source: Nigeria, Myanmar (Burma) and Nauru. This is a substantial reduction from the FATFs peak listing of 15 NCCTs in 2000. It is a reflection of a growing recognition that competition for capital carries risks and these risks must be managed and reduced rather than welcomed and embraced. The fact that in 2007 no country was on this list anymore rather shows that blacklisting might not be the most effective way of combating money laundering (see Unger, 2007a; Sharman and Rawlings, 2005; Sharman and Rawlings, 2006). Competing for criminal money carries far more long-term costs, despite the initial short-term gains made by some.

Acknowledgements

Thanks to the participants of the Economics of the Public Sector Reserach seminar: Filipa Figueira, Loek Groot, Bas van Groezen and Hannah Kiiver. Thanks to the Centre for Tax System Integrity and RegNET at the Australian National University for generously providing study and research leave and to Valerie Braithwaite and John Braithwaite for providing a stimulating and supportive intellectual environment in which part of this paper was written.

References

- Agnes, P. (2000) ‘The “end of geography” in financial services? Local embeddedness and territorialization in the interest rate swaps industry’, *Economic Geography*, Vol. 76, pp.347–366.
- Cassard, M. (1994) ‘The role of offshore centres in international financial intermediation’, Working Paper, WP/94/107, International Monetary Fund (IMF).

- Caulfield, M.D. (1978) 'Taxes, tourists and turtlemen: island dependency and the tax haven business', in A. Idris-Soven, E. Idris-Soven and M.K. Vaughn (Eds.) *The World as a Company Town*, The Hague, Mouton.
- CIA (2005) 'CIA world factbook 2005', Washington, <http://www.cia.gov/cia/publications/factbook/>.
- Edwards, A. (1998) *Review of Financial Regulation in the Crown Dependencies: A Report (The Edwards Report)*, Home Office, London.
- Errico, L. and Musalem, A. (1999) 'Offshore banking: an analysis of micro and macro prudential issues', Working Paper, WP/99/5, International Monetary Fund (IMF).
- Inciyan, E., Roche, M. and Stern, B. (2001) 'London is lax on money laundering: French MPs accuse Britain of dragging feet over tracking down terrorists' funds', *Guardian Weekly*, October, Vol. 29, pp.18–42.
- International Monetary Fund (IMF) (1999) 'Offshore banking: an analysis of micro and macro prudential issues', Working Paper, WP/99/5, International Monetary Fund (IMF).
- Kleemans, E. (2007) 'Organized crime: research and policy development', in M. Tonry and C. Bijleveld (Eds.) *Crime and Justice in the Netherlands, Crime and Justice*, Chicago Press, Vol. 35.
- Masciandaro (1999) 'Money laundering: the economics of regulation', in *European Journal of Law and Economics*, Vol. 7, pp.225–240.
- Masciandaro, D. (2004) 'Introduction', in D. Masciandaro (Ed.) *Global Financial Crime: Terrorism, Money Laundering and Offshore Centres*, Aldershot, Ashgate.
- Masciandaro, D., Takats, E. and Unger, B. (2007) *Black Finance, The Economics of Money Laundering*, Cheltenham, UK: Edward Elgar.
- Maurer, B. (1995) 'Writing law, making a "nation": history, modernity and paradoxes of self-rule in the British Virgin Islands', *Law and Society Review*, Vol. 29, pp.255–286.
- Napoleoni, L. (2005) *Terror Incorporated: Tracing the Dollars Behind the Terror Networks*, New York: Seven Stories Press.
- OECD (1998) *Harmful Tax Competition: An Emerging Global Issue*, Paris.
- OECD (2000) *Towards Global Tax Cooperation, Report of the 2000 Ministerial Council Meeting and Recommendations by the Committee on Fiscal Affairs: Progress in Identifying and Eliminating Harmful Tax Practices*, Paris.
- Owens, J. (2007) 'Written testimony of Jeffrey Owens, Director, OECD Center for Tax Policy and Administration before Senate Finance Committee on offshore tax evasion', *Senate Finance*, US Senate, Washington, DC, Vol. 17.
- Palan, R. (1999) 'Offshore and the structural enablement of sovereignty', in M. Hampton and J. Abbott (Eds.) *Offshore Finance Centres and Tax Havens: The Rise of Global Capital*, Basingstoke: Macmillan, pp.18–42.
- Rawlings, G. (2007) 'Taxes and transnational treaties: responsive regulation and the reassertion of offshore sovereignty', *Law and Policy*, Vol. 29, No. 1, pp.51–66.
- Roberts, S. (1995) "'Small place, big money": the Cayman Islands and the international financial system', *Economic Geography*, Vol. 7, pp.237–256.
- Republic of Seychelles (1995) *Economic Development Act*, Victoria, Republic of the Seychelles.
- Sharman, J. and Rawlings, G. (2005) *Deconstructing National Tax Blacklists: Removing Obstacles to Cross-border Trade in Financial Services: A Report for the Society of Trust and Estate Practitioners*, University of Sydney, Sydney and the Australian National University, Canberra.
- Sharman, J. and Rawlings, G. (2006) 'National tax: a comparative analysis', *The Journal of International Taxation*, Vol. 17, No. 9, pp.38–47, 64.
- Sikka, P. (2003) 'The role of offshore financial centres in globalization', *Accounting Forum*, Vol. 27, pp.365–399.
- Sinn, H.W. (2003) *The New Systems Competition*, Oxford: Blackwell Publishing.

- Unger, B. (2007a) 'Keep it simple, money laundering, tax havens, rule based versus risk based approach', *Paper Prepared for the TNI Conference Amsterdam*, June.
- Unger, B. (2007b) *The Scale and Impacts of Money Laundering*, Cheltenham, UK: Edward Elgar.
- Unger (2007c) *Long Term Effects of Money Laundering*, in Masciandaro, Takats and Unger, Ch. 7.
- Unger, B., Rawlings, G., Busuioc, M., Siegel, M., Ferwerda, J., de Kruif, W. and Wokke, K. (2005) 'The amount and the effects of money laundering', Project Report for the Dutch Ministry of Finance, www.minfin.nl.
- US Department of State (2004) 'International Narcotics Strategy Report 2003 – Offshore Financial Centres', US Department of State, Washington, DC, <http://www.state.gov/g/inl/rls/nrcrpt/2003/vol.2/html/29918.htm>.
- US Department of the Treasury (1996) *Financial Crimes Enforcement Network (FinCen) Advisory – Enhanced Scrutiny for Transactions Involving the Seychelles*, Department of the Treasury, Washington, DC.
- Van Fossen, A.B. (2003) 'Money laundering, global financial instability, and tax havens in the Pacific Islands', *The Contemporary Pacific: A Journal of Island Affairs*, Vol. 15, pp.237–275.

Note

- 1 The FATF consists of 34 members countries and/or supranational polities: Argentina, Australia, Austria, Belgium, Brazil, Canada, China, Denmark, European Commission, Finland, France, Germany, Greece, Gulf Cooperation Council, Hong Kong SAR, Iceland, Ireland, Italy, Japan, Luxembourg, Mexico, the Netherlands, New Zealand, Norway, Portugal, Russia, Singapore, South Africa, Spain, Sweden, Switzerland, Turkey, UK and the USA.